
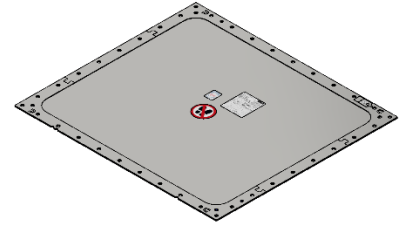


HYGIENIC EXPLOSION VENT TYPE FIKE EXV™-HYG

Fike’s unique, high performance EXV-HYG explosion vents for clean in Place / Steam in Place applications are designed with lightweight construction for simplified handling and minimal risk related to damage during installation. The EXV-HYG explosion vent includes specially formed full metal blue detectable gaskets which are designed and tested for hygienic performance and certified by EHEDG and 3-A.



SPECIFICATIONS

Type		EXV™-HYG	
Size		792 x 892 mm	
Materials of Construction	Wetted Parts	1.4404 (316L SST)	
	Non-wetted Parts	1.4301 (304 SST)	
	Membrane	1.4404 (316L SST)	
	Seal	FKM (VITON)	
Burst Pressure Range		1.45 psig at 194°F (1.68 psig at 71.6°F)	100 mbarg at 90°C (115.7 mbarg at 22°C)
Burst Pressure Tolerance		1.5 ±0.22 psig at 194°F (1.68 ± 0.25 psig at 71.6°F)	100 ±15 mbarg at 90°C (115.7 ±17.4 mbarg at 22°C)
Maximum Vacuum Rating		-0.73 psig at 71.6°F	-50 mbarg at 22°C
Operating Temperature Range		5°F up to 399°F continuous	-15°C up to 204°C continuous
Ambient Temperature		59°F – 86°F	15°C – 30°C
Relief Area		7.599 ft²	0.706 m²
Process Connections		EHEDG & 3A compatible process connection	
Explosion Hazard	K_{st}	393.5bar.m/s	
	P_{max}	174.05 psig	12 barg
	P_{red}	14.79 psig	1.02 barg
Compliant		NFPA 68	

Approvals		
Food Contact Materials Approvals	FDA, EC1935	
Hygienic CIP/SIP/WIP Approvals	EHEDG Type EL Class I, 3-A	
ATEX Approvals	Marking	⊕ II D
	Norm	EN 14797:2006
	Certification	TÜV IT 20 ATEX 074 X
European Conformity CE Approval	CE 0948	

OPTIONS

- Rupture Indicator

Provides an electrical signal that indicates opening of the explosion vent.

- EM-BI-II Explosion vent Burst Indicator

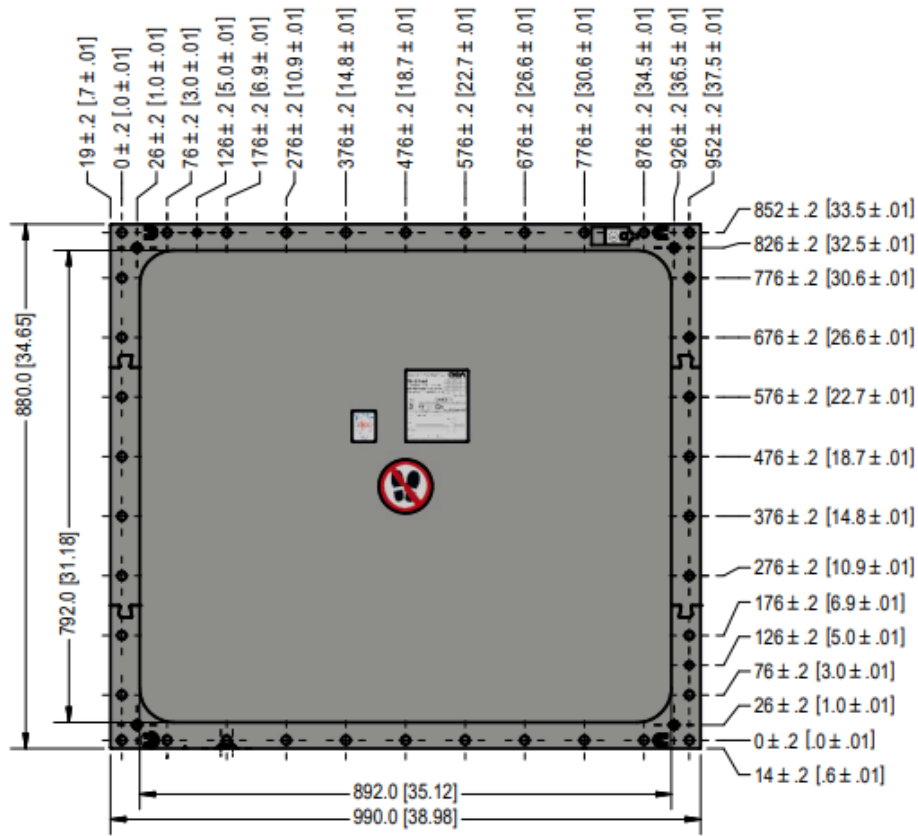
More information can be found on datasheet X.2.61.01.

INSTALLATION REQUIREMENTS

A process connection according to EHEDG is required. This process connection needs to be provided by the customer. An Example is shown in the product photo above.

Bolts studs have to be welded on the hygienic process connection by the customer. Bolt studs and nuts are not included with the vent panel. The bolt studs needed (42) are size M10x25.

DIMENSIONS



ORDERING

Please include the following specification when ordering an EXV-HYG:

Part Number	Description
F02922595	EXV-HYG 792x892

- Options⁽¹⁾
 - EM-BI-II
- 1) The EM-BI-II needs to be ordered separately.