

FK-5-1-12 INSTRUCTIONAL SIGNS

Description

Instructional signs are used to provide the necessary information to personnel in the area and to comply with NFPA 2001 requirements. The caution lettering and backgrounds meet the requirements of ANSI Z535. The signs are made from flame retardant, Lexan™ polycarbonate material. Each sign has an adhesive backing for mounting purposes. These signs are an optional item and must be ordered separately.

Approvals

Underwriters Laboratories (UL)
 Underwriters Laboratories of Canada (ULC)
 Factory Mutual (FM)

For exact certification listings, please reference the respective agency web site.

NOTICE
FK-5-1-12 may NOT be transported through, or installed in any of the following countries: France, Germany, Italy, Japan, Mexico, South Korea, Spain, the UK, or the USA.
FK-5-1-12 is sold by Fike International SDN. Bhd.

CAUTION – AREA PROTECTED BY FK-5-1-12 SIGN (P/N 02-15995)

Provided to alert personnel that the room is protected with an FK-5-1-12 system and that they should not enter the area during or after discharge.

The sign also indicates the requirement that all doors serving the protected area must be kept closed at all times.

Dimensions	13" (330 mm) wide x 10" (254 mm) high
Caution Text	Black lettering on yellow background
Body Text	Black lettering on white background

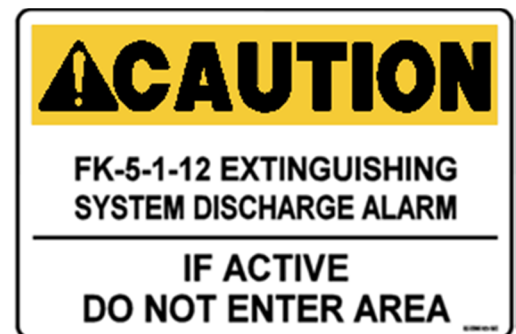


CAUTION – SYSTEM DISCHARGE ALARM SIGN (P/N 02-15996)

Provided to alert personnel that the room is protected with an FK-5-1-12 system and to evacuate the area when the alarms sound.

This sign is provided to alert personnel that the room is protected with an FK-5-1-12 system and that they should not enter the area when the alarm sounds.

Dimensions	9" (229 mm) wide x 6" (154 mm) high
Caution Text	Black lettering on yellow background
Body Text	Black lettering on white background



This document is only intended to be a guideline and is not applicable to all situations. Information is subject to Fike's full disclaimer at <http://www.fike.com/disclaimer>.

CAUTION - EXIT AREA (P/N 02-15997)

Provided to explain the presence of notification devices that are located inside the protected space.

This sign explains that the FK-5-1-12 system will soon be discharged if the strobe light is flashing, and appropriate actions should be taken. This sign should be placed at each strobe light location.

Dimensions	9" (229 mm) wide x 6" (154 mm) high
Caution Text	Black lettering on yellow background
Body Text	Black lettering on white background

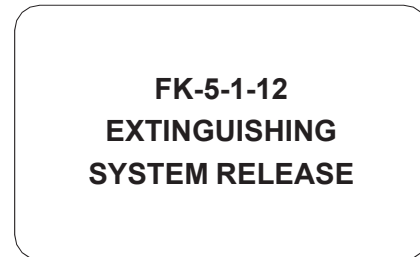


SYSTEM RELEASE SIGN (P/N 02-15998)

Provided to identify each system release station associated with the FK-5-1-12 system. This reduces the risk of a manual discharge station being mistaken for a fire alarm pull station.

This sign should be placed at each manual release station location for positive identification.

Dimensions	4" (102 mm) wide x 2.25" (57 mm) high
Text	Red lettering on white background

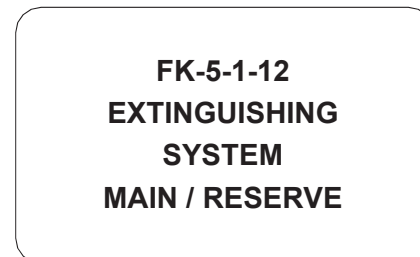


MAIN / RESERVE SIGN (P/N 02-15999)

Provided to identify each system main/reserve station associated with the FK-5-1-12 system. This sign clearly identifies the purpose of the switch.

This sign should be placed at each main/reserve station location for positive identification.

Dimensions	4" (102 mm) wide x 2.25" (57 mm) high
Text	Red lettering on white background

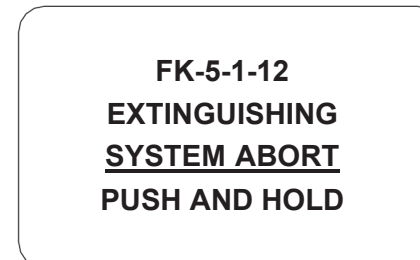


SYSTEM ABORT SIGN (P/N 02-16000)

Provided to identify each system abort station associated with the FK-5-1-12 system. This reduces the risk of an abort station being mistaken for a manual release or fire alarm pull station.

This sign should be placed at each abort station location for positive identification.

Dimensions	4" (102 mm) wide x 2.25" (57 mm) high
Text	Red lettering on white background



This document is only intended to be a guideline and is not applicable to all situations. Information is subject to Fike's full disclaimer at <http://www.fike.com/disclaimer>.